











1. I have children in the following grades. (check all that apply)

		Response Percent	Response Count
K	<input type="checkbox"/>	4.0%	2
1	<input type="checkbox"/>	4.0%	2
2	<input type="checkbox"/>	14.0%	7
3	<input type="checkbox"/>	14.0%	7
4	<input type="checkbox"/>	0.0%	0
5	<input type="checkbox"/>	42.0%	21
6	<input type="checkbox"/>	24.0%	12
7	<input type="checkbox"/>	26.0%	13
8	<input type="checkbox"/>	32.0%	16
answered question			50
skipped question			0






2. I am satisfied that the new report card is easy to understand.

		Response Percent	Response Count
Very unsatisfied		6.0%	3
Unsatisfied		10.0%	5
No opinion		6.0%	3
Satisfied		42.0%	21
Very satisfied		36.0%	18
answered question			50
skipped question			0






3. I am satisfied that the additional information on the new report card informs me of my child(ren)'s academic and life skills progress.

		Response Percent	Response Count
Very unsatisfied		4.0%	2
Unsatisfied		10.0%	5
No opinion		4.0%	2
Satisfied		38.0%	19
Very satisfied		44.0%	22
answered question			50
skipped question			0





4. I am satisfied that academic and life skills are reported separately.

		Response Percent	Response Count
Very unsatisfied		8.3%	4
Unsatisfied		2.1%	1
No opinion		8.3%	4
Satisfied		43.8%	21
Very satisfied		37.5%	18
answered question			48
skipped question			2






5. I am satisfied that the grades listed on the new report card are easy to understand.

		Response Percent	Response Count
Very unsatisfied		4.1%	2
Unsatisfied		12.2%	6
No opinion		4.1%	2
Satisfied		46.9%	23
Very satisfied		32.7%	16
answered question			49
skipped question			1






6. I am satisfied that the format of the new report card is easy to read.

		Response Percent	Response Count
Very unsatisfied		0.0%	0
Unsatisfied		14.0%	7
No opinion		4.0%	2
Satisfied		46.0%	23
Very satisfied		36.0%	18
answered question			50
skipped question			0

7. I am satisfied with written comments provided by teachers.

		Response Percent	Response Count
Very unsatisfied		14.6%	7
Unsatisfied		16.7%	8
No opinion		12.5%	6
Satisfied		29.2%	14
Very satisfied		27.1%	13
answered question			48
skipped question			2

8. Overall, I am satisfied with the new report card.

		Response Percent	Response Count
Very unsatisfied		6.0%	3
Unsatisfied		8.0%	4
No opinion		8.0%	4
Satisfied		46.0%	23
Very satisfied		32.0%	16
answered question			50
skipped question			0

9. Anything else we should know?

	Response Count
	23
answered question	23
skipped question	27

Q9. Anything else we should know?

1	Didn't have any written comments by any teachers.	Nov 28, 2011 9:37 AM
2	Thanks for keeping us posted on any new things or changes.	Nov 28, 2011 9:37 AM
3	There were absolutely no comments written. Also, I feel that I had to search for the letter grade. Can that be highlighted, or bolded or summarized somewhere? Otherwise, much better than old report card.	Nov 28, 2011 9:36 AM
4	My children's report card did not have any comments.	Nov 28, 2011 9:35 AM
5	A great improvement. Looking forward to teacher comments next time.	Nov 28, 2011 9:34 AM
6	Not one comment on report card. Online scheduler should operate from courses as opposed to teachers; same teacher for 3 classes and system only allows 1 10 minute conference.	Nov 28, 2011 9:32 AM
7	Appreciate the new report card format.	Nov 28, 2011 9:31 AM
8	I am very satisfied with the school.	Nov 28, 2011 9:28 AM
9	They are not easy to understand. Not one teacher added any comments. I believe work completion should be included in the overall grade and not a part of life skills. Also, if your student completes 100% of work given, shouldn't they receive a "4" not a "3". How many assessments are given to achieve the total percentage of the Mastery outcome? If it is only one assessment, that is not a fair assessment if it is weighted heavy. And are Mastery Tests weighted more than other tests???	Nov 28, 2011 9:28 AM
10	It would be nice to hear some comments from the teachers not only on parent teacher conferences. Non of the teachers commented on the report card good or bad.	Nov 23, 2011 7:36 PM
11	No teacher comments provided on the report card	Nov 23, 2011 5:08 AM
12	Every teacher did not provide a written comment.	Nov 22, 2011 7:55 AM
13	5th grade I got zero comments even when some grades were uncharacteristic. For instance life skill of 2 for only one class, music and no explanation. Academic grade was an A. All other classes life skills were 3 or 4s. Also, my son received a B in gym with no explanation. He is very bright and B in gym is ridiculous for him. The teacher should have commented specifically on where he could improve, ie., written test or skills should be better in ball throwing for his age, etc. 2nd grade report was excellent. Teacher remarks were right on target for my son. It was apparent to me she know and understood him. That is what parents want to know, do the teachers have any idea who my child is? That's where the comments are even better than the report card. It tells you that the teacher understands your child's learning style, character and personality or that you need to speak to that teacher. None of that was conveyed on the 5th grade report card to me. I did not get one comment on my child. Also, a comment such as takes retakes to achieve fuller understanding or could take more interest in retakes might be helpful as well. I have no idea if my child took retakes or not. At home we talked about it here and there, but it is difficult to really get a feel for the program from your child.	Nov 22, 2011 5:26 AM

Q9. Anything else we should know?

14	<p>There were no written comments at all from the teachers. I think the teachers did very little work to develop these report cards as it appears the report cards were simply printed from a grade book for each child. The mastery statement grades do not correlate to the overall grade and no explanation is provided as to the weighting of each component that makes up the final grade. Teachers do not seem all that comfortable using this system of reporting grades and life skills independently and repeatedly mentioned that only the exams and quizzes really count now for the grade. Heard comments regarding the district's view of grades instead of the teacher's view and method in the classroom. I feel that this system has taken away the teacher's autonomy in the classroom and has turned them all into robots that follow whatever the district says to do instead of managing their own classrooms and grading scale.</p>	Nov 21, 2011 8:37 PM
15	<p>I did not see any comments from the teachers. I liked the old report cards better. Also, on Skyward the class averages have stopped showing up. I found that useful and would like to see it back.</p>	Nov 21, 2011 7:41 PM
16	<p>Yes go back to the old format</p>	Nov 21, 2011 2:55 PM
17	<p>The report card is not easy to decipher. As a parent of children in primary grades I would appreciate feedback from teachers that is thoughtful and not just comprised of a mere letter or a number. It seems that some of the teacher evaluations of my child's effort/attitude are entered repetively and without much actual consideration of my child (just my guess). In general I'm very supportive of Pleasantdale schools and especially it's teachers (my wife and I are VERY grateful for the years of service that the teachers have given to our children), but I'm sometimes frustrated by our district wide focus on test results and data.</p>	Nov 21, 2011 9:33 AM
18	<p>I would like more information on each outcome. Ex: How many test or quizzes were given to achieve that percentage and what percentage of each outcome contributes to the overall grade? Also, there were no comments written by any teachers!!!</p>	Nov 21, 2011 8:49 AM
19	<p>I feel that there hasn't been sufficient explanation of the degree to which "Life Skills" contributes to a child's overall grade. Is it a flat 10% or 20%? Is it a weighted average? I am just unclear on the contribution "Life Skills" makes.</p>	Nov 21, 2011 8:45 AM
20	<p>Did not see ANY comments from teachers, yet had a 2 in a Life Skills grade! That provides me not feedback. Also rather inconsistent to get nearly 100% in a class but have a 2 (with no comments). Teachers seem to be utilizing the Life Skills grades inconsistently because this same child is getting 4 in Life Skills from other teachers. The whole Life Skills thing is NOT being applied consistently, not being adequately explained or commented on (to me or to the kids) and is adding confusion and looks to be adding a lot more work for the teachers (which they are probably not equipped for)</p>	Nov 21, 2011 8:20 AM
21	<p>You have successfully complicated report cards from their main purpose of reporting on status. As well, there were zero, none, zilch written comments on either report card. And the lack of rounding grades or differing advanced classes grading from basic classes grading makes no sense. A 'B' in an advanced class vs a 'B' in a standard class are different substantially and as such should be reflected - it is not.</p>	Nov 21, 2011 8:17 AM

Q9. Anything else we should know?

22 Personally I prefer just a simple grade without the points but maybe that is just me. Seems to overally complicate the process without much value add. Nov 21, 2011 8:15 AM

23 There were no teacher comments on the report card we received. Additionally, why aren't total points possible/received part of this report card if that ultimately is the calculation for letter grade? Nov 21, 2011 8:15 AM